

Preliminary Income Tax Direct Debit Guidelines

Document updated December 2023

Table of Contents

1.	Scope	3
2.	Purpose.....	3
3.	Introduction.....	3
4.	SEPA Monthly Direct Debit Scheme	4
5.	Summary	4
6.	Process – Using Direct Debit Online	4
7.	Validation Rules – Create a Direct Debit Instruction/Mandate	6
8.	Process – Amend and Cancel Functions	6
9.	Unpays.....	6
	APPENDIX 1 – Terms and Conditions	8
	APPENDIX 2 - The SEPA Monthly Direct Debit Legal Text	8
	APPENDIX 4 – ROS Procedures.....	8

1. Scope

These Guidelines outline the procedures to make an application to pay Preliminary Income Tax by [SEPA Monthly Direct Debit](#) and to manage existing arrangements for payment by SEPA Monthly Direct Debit. An online service in ROS, Direct Debit Online (DDOL), was launched on 28th January 2013. This guideline replaces previous guidelines on SEPA Monthly Direct Debit for payment of Preliminary Income Tax and sets out the approach for a successful online application.

2. Purpose

The following material is either exempt from or not required to be published under the Freedom of Information Act 2014.

[...]

3. Introduction

The facility to apply to pay current tax liabilities by [SEPA Monthly Direct Debit](#), hereafter referred to as Direct Debit, is currently available for VAT, Employer Income Tax/PRSI/USC/LPT, Preliminary Income Tax and Local Property Tax customers. Using Monthly Direct Debit to pay Preliminary Income Tax offers advantages to the customer and, in suitable cases, to Revenue. Some of the advantages to the customer include:

- Self-managing Direct Debit payments
- Spreading payments over a twelve-month period
- Avoiding a substantial one-off payment
- Availing of the 105% rule ([see below](#))

Processing of a Direct Debit Instruction will create a Direct Debit Mandate with a unique mandate reference number. The facility to pay by Direct Debit **is a concession** and Revenue may refuse a Direct Debit application or cancel an existing Direct Debit mandate.

Payments by Direct Debit are allocated against a customer's Preliminary Income Tax for the current year. If the customer fails to pay sufficient Preliminary Income Tax on the Direct Debit Scheme, resulting in an underpayment of Preliminary Income Tax, interest charges will arise. To avoid interest charges, payments must be at least:

- 90% of the final tax liability for the current year of assessment or,
- 100% of the tax liability for the preceding year of assessment or,
- 105% of the pre-preceding year for Direct Debit payers only (this option does not apply where the Income Tax payable in the pre-preceding year was NIL).

There are no restrictions to the number of amendments that a customer can make to the Direct Debit payment value for Preliminary Income Tax.

4. SEPA Monthly Direct Debit Scheme

Since the 31st March 2014, Direct Debits are collected under the Single Euro Payment Area Directive (SEPA) – known as the SEPA Monthly Direct Debit Core Scheme (SDD). Provided both the bank of the creditor (Revenue Commissioners) and the debtor (Payer/Customer) are SEPA compliant, the scheme allows a creditor to collect funds from a debtor's account once a mandate has been provided by the debtor to the creditor and creates, for the first time, a payment instrument that can be used for both national and cross border euro Direct Debits throughout the SEPA area. SEPA is comprised of the existing member states of the European Union, together with Iceland, Liechtenstein, Monaco, Norway, Switzerland, San Marino and the United Kingdom. It provides a standardised Direct Debit payment service that will enable consumers to pay for goods and services in any SEPA reachable country **without** having to open a bank account in that country.

The transfer of funds (money) between the debtor's bank and the creditor's bank always takes place in Euro currency.

The complete SEPA Core Direct Debit Scheme Rulebook is available from the [European Payments Council](#) (EPC) website.

5. Summary

The SEPA Monthly Direct Debit Scheme is for payment of current taxes and covers Local Property Tax, VAT, Employer Income Tax/PRSI/USC/LPT and Preliminary Income Tax **only**. Applications to use the [Direct Debit Scheme](#) for payment of Preliminary Income Tax should be made by customers or their agents online via [ROS](#). Direct Debit Online will allow customers or their agents to **Create/Amend/Cancel** their monthly Direct Debits. For a ROS guide, please refer to: [ROS User - Procedures](#). Once online, a customer must confirm that they agree to the [Terms and Conditions](#) of participation in the Direct Debit Scheme.

6. Process – Using Direct Debit Online

The following material is either exempt from or not required to be published under the Freedom of Information Act 2014.

[...]

Customers availing of Direct Debit for Preliminary Income Tax must make a minimum of three debit payments in the first year and a minimum of eight debit payments in each subsequent year.

The following material is either exempt from or not required to be published under the Freedom of Information Act 2014.

[...]

The Direct Debit amount should be sufficient to meet customers' Preliminary Income Tax requirements as mentioned previously.

The first debit month for commencement on the Direct Debit Scheme for Preliminary Income Tax is selected by the customer subject to ensuring that the customer adheres to a minimum three debit payments rule in the first year and a minimum eight debit payments rule in each subsequent year.

Direct Debit deductions for Preliminary Income Tax are taken from the customer's bank account on **the ninth day** of each month (or the next working day where the ninth falls on a weekend or Bank Holiday).

Continued participation in the Direct Debit scheme **is conditional** on submission of annual returns and payments by the due dates.

The customer determines the value of the Direct Debit payment. Where a customer creates a Direct Debit instruction for Preliminary Income Tax, clicking on the "**Calculate**" option populates all months with the debit amount ([see example](#)). Only the [Suspend](#) fields remaining in the calendar year will be available for editing. For example, if the selected date is in May but the May debits have already been presented to the bank, then only June to December will be available to suspend.

In a scenario where there are not enough months remaining in the year to meet the minimum requirement for payments i.e. three payments in year one and eight payments in all subsequent years, then the following error message will be displayed to the customer on clicking the "**Calculate**" button:

You will not meet the required minimum payments rules based on

- 1) the number of months suspended and/or
- 2) the date of first debit month. Please refer to [Terms and Conditions](#).

If more than one Direct Debit Mandate was in place in the same calendar year for Preliminary Income Tax, debits on all mandates are included when validating the three and eight payments rules. For example, a customer sets up a Direct Debit Instruction in February and makes two debit payments and cancels the Direct Debit Instruction. The same customer sets up another Direct Debit Instruction in September. The debit payments on both Direct Debit Mandates will be counted when validating the three and eight payments rules.

Acceptance on the Direct Debit Scheme is determined online by successfully passing a number of validation rules. Failing any of these rules will result in customers being advised that they are not suitable to join the scheme.

Customers may be removed from the Direct Debit scheme where the Direct Debit Mandate is no longer active, or the bank account details are incorrect.

NOTE: Direct Debits can only be deducted from a bank account and bank that are [SEPA](#) compliant. Direct Debits can also be deducted from a foreign bank account but **only** if the bank and the bank account are SEPA compliant.

The following material is either exempt from or not required to be published under the Freedom of Information Act 2014.

[...]

7. Validation Rules – Create a Direct Debit Instruction/Mandate

The following material is either exempt from or not required to be published under the Freedom of Information Act 2014.

[...]

8. Process – Amend and Cancel Functions

- Customers may [amend](#) the value of the debit payment as often as they wish using Direct Debit Online.
- Customers have the option to [suspend](#) a number of [Direct Debit](#) payments but must ensure that remaining payments meet the three and eight payments rules.
- Customers can opt to [cancel](#) existing Direct Debit Instructions using Direct Debit Online.

9. Unpays

The customer's bank may return a Direct Debit instruction to Revenue marked "unpaid" for a number of reasons.

The following material is either exempt from or not required to be published under the Freedom of Information Act 2014.

[...]

An automated letter issues to advise the customer of the cancelled Direct Debit and to seek payment to replace the unpaid Direct Debit. Customers will be removed from the Direct Debit Scheme where the "reason" for the unpaid debit indicates that all future debits will also be rejected e.g. incorrect bank details/closed account.

The following material is either exempt from or not required to be published under the Freedom of Information Act 2014.

[...]

The onus is on the customer to ensure sufficient payments are made to meet Preliminary Income Tax liabilities.

The following material is either exempt from or not required to be published under the Freedom of Information Act 2014.

[...]

APPENDIX 1 – Terms and Conditions

[Terms and Conditions](#)

APPENDIX 2 - The SEPA Monthly Direct Debit Legal Text

Legal text: By signing this mandate form, you authorise (A) the Revenue Commissioners to send instructions to your bank to debit your account and (B) your bank to debit your account in accordance with the instruction from the Revenue Commissioners.

As part of your rights, you are entitled to a refund from your bank under the terms and conditions of your agreement with your bank. A refund must be claimed within 8 weeks starting from the date on which your account was debited. Your rights are explained in a statement that you can obtain from your bank.

The following material is either exempt from or not required to be published under the Freedom of Information Act 2014.

[...]

APPENDIX 4 – ROS Procedures

Step by Step: How to set up Direct Debit for Preliminary Income Tax

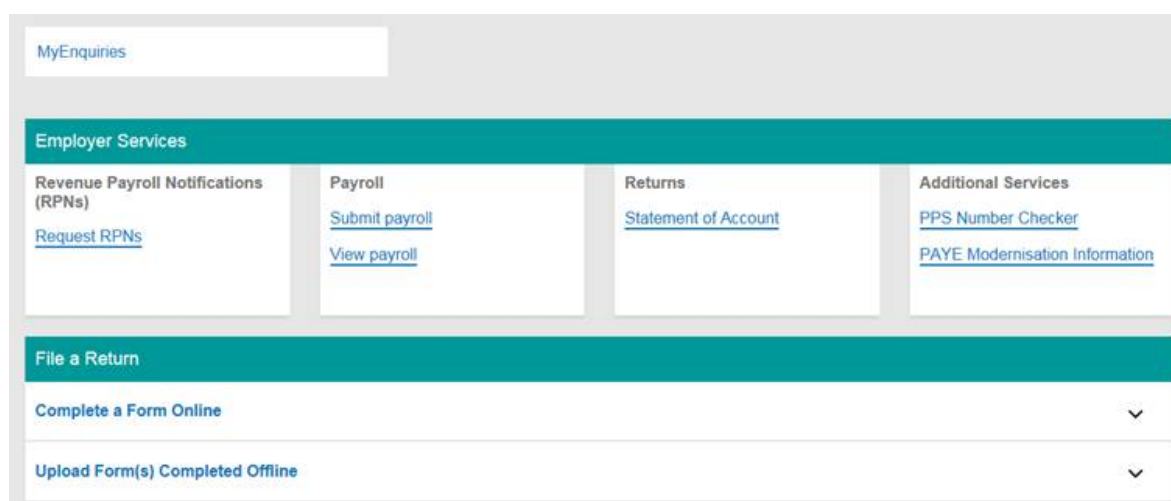


Figure 1: ROS My Services screen

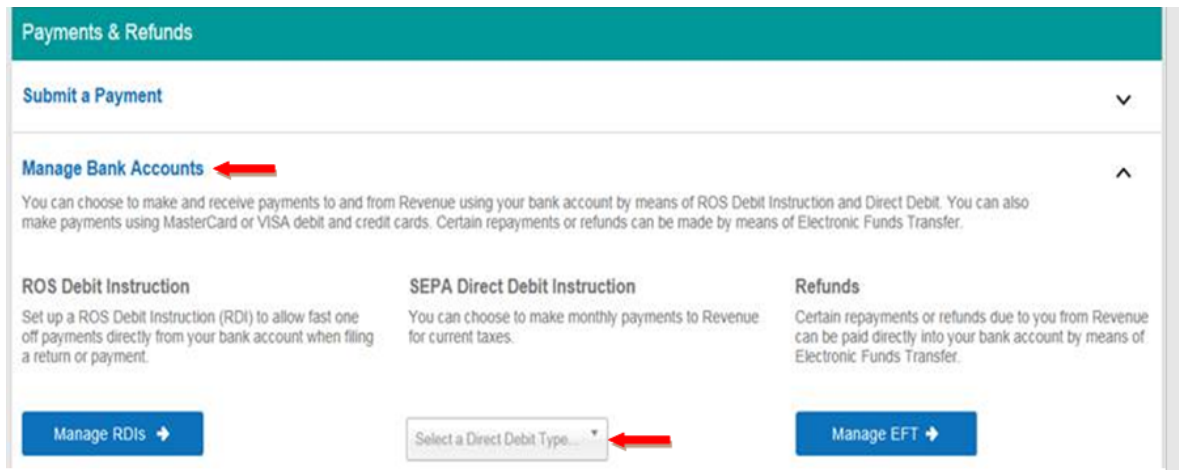


Figure 2: Payments & Refunds screen

Click **“Manage Bank Accounts”**.
Click **“Select a Direct Debit Type”**

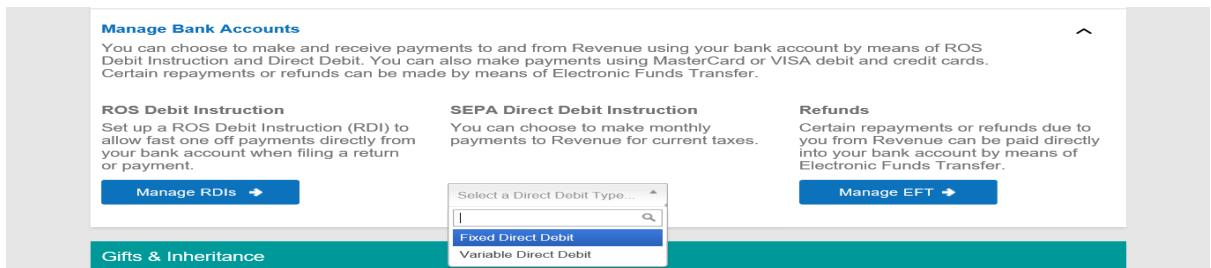


Figure 3: Screen showing Select Direct Debit Type

Select **“Fixed Direct Debit”** and then click **“Manage Direct Debits”**

Revenue
Cáin agus Custaim na hÉireann
Irish Tax and Customs

ROS Help | Exit |

MY SERVICES REVENUE RECORD PROFILE WORK IN PROGRESS ADMIN SERVICES

SEPA Direct Debit Online

SEPA
Single Euro Payments Area
For information on DD please see Revenue.ie

The SEPA Direct Debit Guarantee

- This is a guarantee provided by your Bank as a member of the Direct Debit Scheme, in which Banks and Originators of Direct Debits participate.
- If you authorise payment by Direct Debit, then
 - your Direct Debit Originator will notify you in advance of the amounts to be debited to your account.
 - your Bank will accept and pay such debits, provided that your account has sufficient available funds.
- If it is established that an unauthorised Direct Debit was charged to your account, you are guaranteed an immediate refund by your Bank of the amount so charged where you notify your Bank without undue delay on becoming aware of the unauthorised Direct Debit, and in any event no later than 13 months after the date of debiting of such Direct Debit to your account.
- As part of your rights, you are entitled to a refund from your bank under the terms and conditions of your agreement with your bank. A refund must be claimed within 8 weeks starting from the date on which your account was debited. Your rights are explained in a statement that you can obtain from your bank.
- You can instruct your Bank to refuse a Direct Debit payment by writing in good time to your Bank.
- You can cancel the Direct Debit Instruction in good time by writing to your Bank.

SEPA Direct Debit Options

IT - Income Tax
Status: NA
Number:

Employer (PAYE/PRSI)
Status: NA
Number:

VAT - Value Added Tax
Status: NA
Number:

Your Requests (0)

Once you add a SEPA direct debit application to your requests you will be able to submit.

Revenue Home ROS Help Edit Accessibility Eolas as Gaeilge Certification Practice Statement Certificate Policy Statement Privacy Policy Terms & Conditions

Figure 4: DDOL Options screen

On this screen, the system displays the taxes for which payment is available by Direct Debit. Customer must click “**Create**” in the Income Tax section.

Revenue
Cáin agus Cúistiam na hÉireann
Irish Tax and Customs

MY SERVICES REVENUE RECORD PROFILE WORK IN PROGRESS ADMIN SERVICES

ROS Help | Exit |

Mr Joe Bloggs 1234567A

SEPA Direct Debit Online

Create IT Direct Debit * Denotes a required field

Declaration

By Ticking on this box I am agreeing to the terms and conditions. *
The SEPA Direct Debit Online terms and conditions can be found on Revenue.ie

Originator Details

Originator Direct Debit Unit, Collector General, Sarsfield House, Limerick

Originator Number IE81ZZZ300729

Customer Details

Name Mr Joe Bloggs

IT Registration Number 1234567A

Phone

Cancel Next

Revenue Home ROS Help Exit Accessibility Eolas as Gaeilge Certification Practice Statement Certificate Policy Statement Privacy Policy Terms & Conditions

Figure 5: Customer Details screen

Ticking the box to agree to the Terms and Conditions of the Direct Debit Scheme is mandatory.

The Name and IT Registration Number fields will be pre-populated. Phone details are not mandatory.

Click **“Next”** to proceed to the **Bank Details Screen**.

Revenue Cáin agus Custaim na hÉireann
Irish Tax and Customs ROS Help | Exit

MY SERVICES REVENUE RECORD PROFILE WORK IN PROGRESS ADMIN SERVICES

SEPA Direct Debit Online

Create IT Direct Debit * Denotes a required field

Payment Management

Alternatively, to add an existing Mandate or to split the remittance across multiple separate bank accounts please click the Manage button. Manage

Bank Details

Name of Financial Institution *

Address of Financial Institution *

IBAN *

BIC *

Name of Account Holder *

Address of Account Holder *

Postal Code

Country

Is more than one signatory required on the account? * Yes No

Confirm if account can accept a Direct Debit * Yes No

Cancel Back Next

Revenue Home ROS Help Exit Accessibility Eolas as Gaeilge Certification Practice Statement Certificate Policy Statement Privacy Policy Terms & Conditions

The "Manage" option enables you to add additional bank accounts to an existing mandate

Figure 6: Bank Details screen

Fields marked * are mandatory. Failure to complete all mandatory fields will result in an error message and will restrict the user from continuing with the application.

Click "Next" to proceed when all required details are completed.

The IBAN number for an Irish bank account is 22 characters long and must be completed in full and the BIC can be 8 or 11 characters long. A foreign bank account may have an IBAN number less than or greater than 22 characters.

NOTE: Direct Debits can only be deducted from a bank account and bank that are [SEPA](#) compliant. Direct Debits can also be deducted from a foreign bank account but **only** if the bank and the bank account are SEPA compliant.

Revenue
Cala Iúga Cúirtín na Míreata
IRB Tax and Customs

ROS Help | Exit |

MY SERVICES REVENUE RECORD PROFILE WORK IN PROGRESS ADMIN SERVICES

SEPA Direct Debit Online

Create IT Direct Debit * Denotes a required field

Remittance Frequency

Data of First Debit * 10/2014 ⓘ

Remittance Frequency - IBAN IE

Amount to be debited each month * 1000.00 ⓘ

Total Amount for the year 12000.00 ⓘ

	Suspend ⓘ	
January	<input type="checkbox"/>	1000.00
February	<input type="checkbox"/>	1000.00
March	<input type="checkbox"/>	1000.00
April	<input type="checkbox"/>	1000.00
May	<input type="checkbox"/>	1000.00
June	<input type="checkbox"/>	1000.00
July	<input type="checkbox"/>	1000.00
August	<input type="checkbox"/>	1000.00
September	<input type="checkbox"/>	1000.00
October	<input type="checkbox"/>	1000.00
November	<input type="checkbox"/>	1000.00
December	<input type="checkbox"/>	1000.00

X Cancel Calculate Back Next

Revenue Home ROS Help Exit Accessibility Eolas as Gaeilge Certification Practice Statement Certificate Policy Statement Privacy Policy Terms & Conditions

Figure 7: Remittance Details screen

When creating a Direct Debit Instruction for Preliminary Income Tax, the customer must first select **“Date of First Debit”** and then input **“Amount to be debited each month”**. All monthly amount fields are populated by clicking **“Calculate”**.

The system will generate the first debit date but this can be adjusted if the customer wishes to commence deductions at a future date i.e. the customer creates an Income Tax Direct Debit in August but wants the Direct Debit to commence in October. This is acceptable as long as the three and eight payments rules are adhered to.

The customer must input the amount to be debited each month.

The customer may choose not to make payments for a number of months. To do this, the customer should tick the selected months in the **“Suspend”** column. However, the three and eight payments rules must be adhered to.

To populate the monthly amount fields the customer must use the **“Calculate”** button.

Click **“Next”** to proceed to the **DDOL Options Screen** with the request in the **“Your Requests”** area.

Figure 8: DDOL Options Screen with item in “Your Requests”

Customer must click **“Submit”** in the **“Your Requests”** area to proceed to the **Summary Screen**.

In **“Your Requests”**, the customer also has the option to **“Edit”** or to **“Cancel”** the activity already carried out.

Revenue
Cáin agus Custaim na hÉireann
Irish Tax and Customs

MY SERVICES REVENUE RECORD PROFILE WORK IN PROGRESS ADMIN SERVICES

ROS Help | Exit

Summary

Create Income Tax SEPA Direct Debit Online - 1234567a MR JOE BLOGGS

Originator
Direct Debit Unit, Collector General, Sarsfield House, Limerick

Originator Number
IE81ZZZ300729

Create New Mandate - IBAN IE

IBAN IE BIC BOFI

Remittance Details

Date of first Debit 09/10/2014
Subsequent Direct Debit payments will be deducted on the 9th. of every month or next working day

Amount to be debited each month 1000.00
Total Amount for the year 12000.00

January	February	March	April	May	June
1000	1000.00	1000.00	1000.00	1000.00	1000.00

July	August	September	October	November	December
1000.00	1000.00	1000.00	1000.00	1000.00	1000.00

Is more than one signatory required on the account?
No

Financial Institution

Name
test

Address
address1
address2
address3

Account Holder

Name
tester

Address
address4
address5
address6

Postal Code

Country
Ireland

Back Next

Revenue Home ROS Help Exit Accessibility Eolas as Gaeilge Certification Practice Statement Certificate Policy Statement Privacy Policy Terms & Conditions

Figure 9: Summary screen

The **Summary Screen** allows the customer to review the details submitted.

Customer must click **“Next”** to proceed to **Sign and Submit** the instruction or **“Back”** to return to the **DDOL Options Screen** (previous page) which will allow the customer to **“Edit”** (in the **“Your Requests”** area) following review of the **Summary Screen**.

The screenshot shows the 'Direct Debit Instruction' screen for user MR JOE BLOGGS with reference number 1234567A. An information icon indicates that the transaction is ready for submission. A 'Sign & Submit' modal window is displayed, containing a 'Certificate' field with the value '1234567A', an 'Enter Password' field, and 'Sign & Submit' and 'Back' buttons. A progress bar at the bottom of the modal shows 0% completion.

Figure 10: Sign and Submit screen

The **Certificate** field is pre-populated. Enter password and click on **“Sign & Submit”** to complete the process or click **“Back”** to return to the **Summary Screen**.

The screenshot shows the 'Direct Debit - ROS Acknowledgement' screen. It provides instructions on how to access the transaction via the ROS Inbox and provides the Notice Number 123456789. A table titled 'Direct Debit Online Summary' shows the following data:

Action	Status
CREATE MANDATE - Income Tax	Success

An 'OK' button is located at the bottom of the summary table.

Figure 11: ROS Acknowledgement screen

Confirmation of the Direct Debit instruction with a notice number will issue to the customer’s ROS Inbox showing the Status as **“Success”**.

The screenshot shows the Revenue ROS Inbox interface. At the top, there are navigation tabs: MY SERVICES, REVENUE RECORD, PROFILE, WORK IN PROGRESS, and ADMIN SERVICES. The main area displays a list of messages under the heading '- Inbox Messages'. A search bar is located at the top of the message list. The message list has the following columns: Notice No., Customer Name, Regn./Trader No./Doc ID, Tax Type/Duty, Document Type, Period Begin, Issued Date, and Archived By. One message is highlighted in yellow, corresponding to Notice No. 123456789 for customer MR JOE BLOGGS, with a P30 document type issued on 24/10/2014.

Figure 12: ROS Inbox screen

Double click on **Notice Number** to see what it refers to

The screenshot shows the 'ROS Inbox Content Screen' for a direct debit instruction. The header includes 'Create Income Tax SEPA Direct Debit Online - 1234567a' and the customer name 'Mr Joe Bloggs'. The SEPA logo is visible. The form contains the following details:

- Originator:** Direct Debit Unit, Collector General, Sarsfield House, Limerick
- Originator Number:** IE81ZZ300729
- IBAN:** IBAN IE [redacted]
- BIC:** BOFIE2D
- Remittance Details:**
 - Date of first Debit: 09/03/2015
 - Subsequent Direct Debit payments will be deducted on the 9th. of every month or next working day
 - Amount to be debited each month: 1200.00
 - Total Amount for the year: 13200.00

January	February	March	April	May	June
Suspend	1200.00	1200.00	1200.00	1200.00	1200.00
July	August	September	October	November	December
1200.00	1200.00	1200.00	1200.00	1200.00	1200.00
- Is more than one signatory required on the account?** No
- Financial Institution:** Name: test; Address: address1, address2, address3
- Account Holder:** Name: tester; Address: address4, address5, address6; Postal Code; Country: Ireland

Figure 13: Screen showing Direct Debit instruction

The above screen will appear showing all details of the Direct Debit Instruction

Step by Step: How to amend Direct Debit for Preliminary Income Tax

For Preliminary Income Tax, the system in “**Amend**” mode will function similarly to the system in “**Create**” mode.

SEPA Direct Debit Online

The SEPA Direct Debit Guarantee

- This is a guarantee provided by your Bank as a member of the Direct Debit Scheme, in which Banks and Originators of Direct Debits participate.
- If you authorise payment by Direct Debit, then
 - your Direct Debit Originator will notify you in advance of the amounts to be debited to your account.
 - your Bank will accept and pay such debits, provided that your account has sufficient available funds.
- If it is established that an unauthorised Direct Debit was charged to your account, you are guaranteed an immediate refund by your Bank of the amount so charged where you notify your Bank without undue delay on becoming aware of the unauthorised Direct Debit, and in any event no later than 13 months after the date of debiting of such Direct Debit to your account.
- As part of your rights, you are entitled to a refund from your bank under the terms and conditions of your agreement with your bank. A refund must be claimed within 8 weeks starting from the date on which your account was debited. Your rights are explained in a statement that you can obtain from your bank.
- You can instruct your Bank to refuse a Direct Debit payment by writing in good time to your Bank.
- You can cancel the Direct Debit Instruction in good time by writing to your Bank.

SEPA Direct Debit Options

IT - Income Tax

Status: Active
Number:
ID Mandate: C12345
Next Debit Date: 31st March 2015
Last Updated: 28th November 2014

Amend →
Cancel →

Employer (PAYE/PRSI)

Status: N/A
Number: !

Create →

VAT - Value Added Tax

Status: N/A
Number: :

Create →

Your Requests (0)

Submit

Once you add a SEPA direct debit application to your requests you will be able to submit.

Figure 14: DDOL Options Screen showing Amend option

Click “**Amend**” in the **DDOL Options Screen**. Only those customers with an existing Direct Debit Instruction will have the option to “**Amend**”.

Revenue
Cais agus Custaim na hÉireann
Irish Tax and Customs

MY SERVICES REVENUE RECORD PROFILE WORK IN PROGRESS ADMIN SERVICES PAYE

ROS Help | Exit |

MR JOE BLOGGS 1234567A

SEPA Direct Debit Online

Amend IT Direct Debit * Denotes a required field

Declaration

By Ticking on this box I am agreeing to the terms and conditions. *
The SEPA Direct Debit Online terms and conditions can be found on [Revenue.ie](#)

Originator Details

Originator Direct Debit Unit, Collector General, Sarsfield House, Limerick

Originator Number IE81ZZZ00729

Customer Details

Name MR JOE BLOGGS

IT Registration Number 1234567A

Phone

Cancel Next

Revenue Home ROS Help Exit Accessibility Eolas as Gaeilge Certification Practice Statement Certificate Policy Statement Privacy Policy Terms & Conditions

Figure 15: Customer Details screen

Ticking the box to agree to the Terms and Conditions of Direct Debit Scheme is mandatory. The Name and IT Registration Number fields will be pre-populated. Phone details are not mandatory. Click “Next” to proceed to the **Bank Details Screen**.

Revenue
Cais agus Custaim na hÉireann
Irish Tax and Customs

MY SERVICES REVENUE RECORD PROFILE WORK IN PROGRESS ADMIN SERVICES PAYE

ROS Help | Exit |

MR JOE BLOGGS 1234567A

SEPA Direct Debit Online

Amend IT Direct Debit * Denotes a required field

Payment Management

Alternatively, to add an existing Mandate or to split the remittance across multiple separate bank accounts please click the Manage button. Manage

Bank Details

Name of Financial Institution * test

Address of Financial Institution * address1
address2
address3

IBAN * IE AIBK

BIC * AIBKE2DXXX

Name of Account Holder * tester

Address of Account Holder * address4
address5
address6

Postal Code

Country Ireland

Is more than one signatory required on the account? * Yes No

Confirm if account can accept a Direct Debit * Yes No

Cancel Back Next

Figure 16: Bank Details screen

If amending bank details, the new details must be entered on this screen. Click **“Next”** to proceed

SEPA Direct Debit Online

Amend IT Direct Debit * Denotes a required field

Remittance Frequency

Date of First Debit * 02/2015 ⓘ

Remittance Frequency - Mandate ID C: (IBAN IE: AIBK)

Amount to be debited for remaining months this year * 1000.00 ⓘ

Total Amount for the year 12000.00 ⓘ

Month	Suspend	Amount
January	<input type="checkbox"/>	1000.00
February	<input type="checkbox"/>	1000.00
March	<input type="checkbox"/>	1000.00
April	<input type="checkbox"/>	1000.00
May	<input type="checkbox"/>	1000.00
June	<input type="checkbox"/>	1000.00
July	<input type="checkbox"/>	1000.00
August	<input type="checkbox"/>	1000.00
September	<input type="checkbox"/>	1000.00
October	<input type="checkbox"/>	1000.00
November	<input type="checkbox"/>	1000.00
December	<input type="checkbox"/>	1000.00

Figure 17: Remittance Details screen

This screen allows the customer to amend the debit amount or to suspend a payment. Click **“Calculate”** and then **“Next”** to proceed.

SEPA Direct Debit Online

The SEPA Direct Debit Guarantee

SEPA
Single Euro Payments Area
For information on DD please see Revenue.ie

- This is a guarantee provided by your Bank as a member of the Direct Debit Scheme, in which Banks and Originators of Direct Debits participate.
- If you authorise payment by Direct Debit, then
 - your Direct Debit Originator will notify you in advance of the amounts to be debited to your account.
 - your Bank will accept and pay such debits, provided that your account has sufficient available funds.
- If it is established that an unauthorised Direct Debit was charged to your account, you are guaranteed an immediate refund by your Bank of the amount so charged where you notify your Bank without undue delay on becoming aware of the unauthorised Direct Debit, and in any event no later than 13 months after the date of debiting of such Direct Debit to your account.
- As part of your rights, you are entitled to a refund from your bank under the terms and conditions of your agreement with your bank. A refund must be claimed within 8 weeks starting from the date on which your account was debited. Your rights are explained in a statement that you can obtain from your bank.
- You can instruct your Bank to refuse a Direct Debit payment by writing in good time to your Bank.
- You can cancel the Direct Debit Instruction in good time by writing to your Bank.

SEPA Direct Debit Options

IT - Income Tax

Status: In your requests
Number: 1234567A
ID Mandate: C12345
Next Debit Date: 9th February 2015
Last Updated: 1st December 2014

Employer (PAYE/PRSI)

Status: Active
Number: 1234567A
ID Mandate:
Next Debit Date: 24th December 2014
Last Updated: 1st December 2014

Amend
Cancel

Your Requests (1)

Income Tax

Action: Amend
Number: 1234567A

Edit Cancel

Once you add a SEPA direct debit application to your requests you will be able to submit

Submit

Figure 18: DDOL Options screen with item in "Your Requests"

The “Amend” request is now in the “Your Requests” area. Click “Submit” to proceed. Customer also has the option to “Edit” or “Cancel” this request.

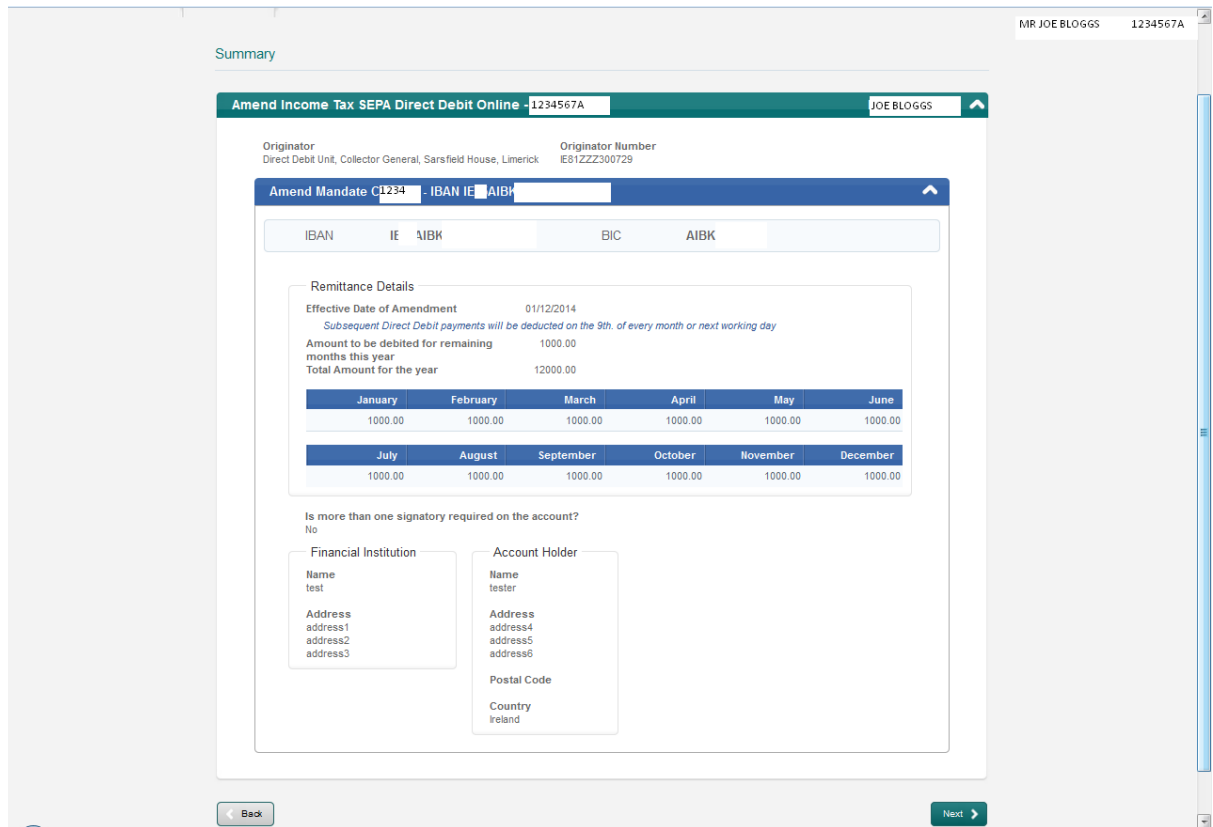


Figure 19: Summary screen

The **Summary Screen** allows the customer to review the amendment and ensure details are correct. Click “Next” to proceed or “Back” to make further changes.

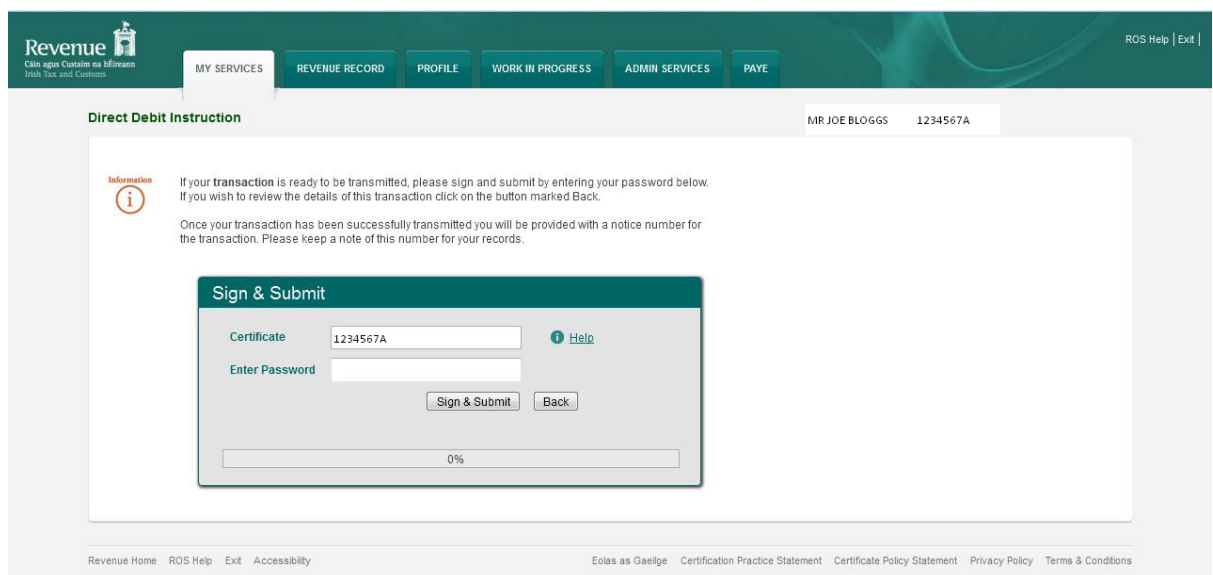
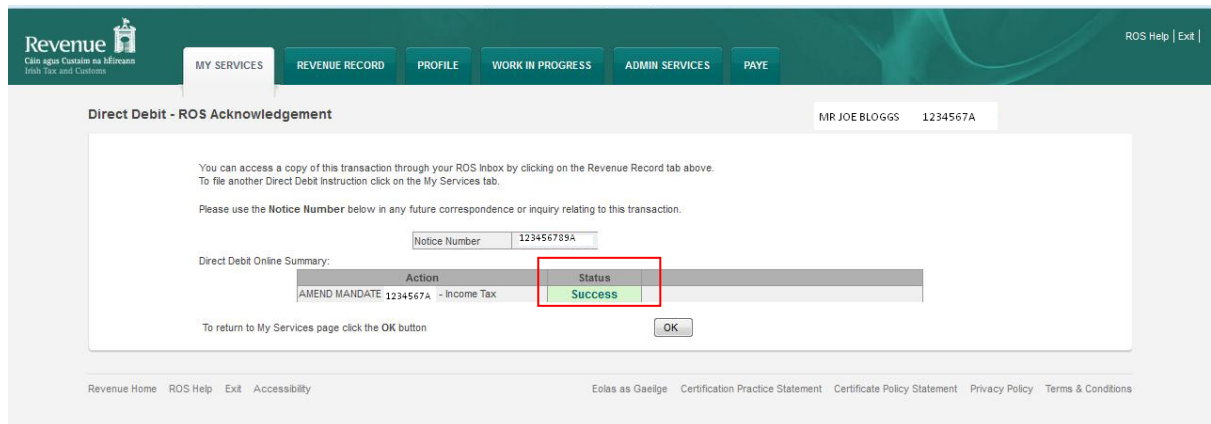


Figure 20: Sign and Submit screen

The Certificate field is pre-populated. Enter password and click on “Sign & Submit” to finalise the amendment.



Revenue
Cais agus Custaim na hÉireann
Irish Tax and Customs

MY SERVICES REVENUE RECORD PROFILE WORK IN PROGRESS ADMIN SERVICES PAYE

ROS Help | Exit

Direct Debit - ROS Acknowledgement MR JOE BLOGGS 1234567A

You can access a copy of this transaction through your ROS Inbox by clicking on the Revenue Record tab above.
To file another Direct Debit instruction click on the My Services tab.

Please use the Notice Number below in any future correspondence or inquiry relating to this transaction.

Notice Number 123456789A

Direct Debit Online Summary:

Action	Status
AMEND MANDATE 1234567A - Income Tax	Success

To return to My Services page click the OK button

OK

Revenue Home ROS Help Exit Accessibility Eolas as Gaeilge Certification Practice Statement Certificate Policy Statement Privacy Policy Terms & Conditions

Figure 21: ROS Acknowledgement screen

Confirmation of the Direct Debit instruction with a notice number will issue to the customer’s ROS Inbox showing the Status as “**Success**”.

If you have more than one Direct Debit, each Direct Debit needs to be updated separately.

Cancel a Direct Debit Instruction/Mandate for Preliminary Income Tax

On selecting the “**Cancel**” option the following message will be displayed:

“Your Direct Debit Instruction will be cancelled permanently. Should you choose to re-apply to avail of the Direct Debit Scheme for paying Preliminary Income Tax, you will be required to make a minimum of 8 payments in all future years.”

If the customer has used the **Manage Mandate** option when creating the Direct Debit Instruction, cancellations must be executed using the **Amend** function. When using the **Amend** option the customer must carefully select a particular Direct Debit Instruction for cancellation. Otherwise all Direct Debit Instructions for a particular tax may be cancelled.

The request will then be added to the “**Your Requests**” area where the option to cancel the “**Cancel**” request will exist. There will also be an option to “**Edit**” the request in the “**Your Requests**” area. Additionally, if a customer has an active instruction attached to a ceased tax registration number, then the tax registration will display on the **DDOL Options Screen** with “**Cancel**” as the only option available. If there is no active instruction associated with a ceased tax registration, then the tax registration will not be displayed.

Once the “**Cancel**” request has been added to the “**Your Requests**” area, the customer can select “**Submit**” to proceed to the **Summary Screen**. At this point, any **Cancel** request will also have a drop-down menu associated with it. This drop-down menu will contain a list of reasons for cancellation and the customer will be required to select a reason per cancellation request.

The cancellation reasons are as follows (in order):

- Revert to standard filing pattern.
- Ceased Trading.
- Customer Deceased

Step by Step: How to cancel Direct Debit for Preliminary Income Tax

SEPA Direct Debit Online

The SEPA Direct Debit Guarantee

SEPA
Single Euro Payments Area
For information on DD please see Revenue.ie

- This is a guarantee provided by your Bank as a member of the Direct Debit Scheme, in which Banks and Originators of Direct Debits participate.
- If you authorise payment by Direct Debit, then
 - your Direct Debit Originator will notify you in advance of the amounts to be debited to your account.
 - your Bank will accept and pay such debits, provided that your account has sufficient available funds.
- If it is established that an unauthorised Direct Debit was charged to your account, you are guaranteed an immediate refund by your Bank of the amount so charged where you notify your Bank without undue delay on becoming aware of the unauthorised Direct Debit, and in any event no later than 13 months after the date of debiting of such Direct Debit to your account.
- As part of your rights, you are entitled to a refund from your bank under the terms and conditions of your agreement with your bank. A refund must be claimed within 8 weeks starting from the date on which your account was debited. Your rights are explained in a statement that you can obtain from your bank.
- You can instruct your Bank to refuse a Direct Debit payment by writing in good time to your Bank.
- You can cancel the Direct Debit Instruction in good time by writing to your Bank.

SEPA Direct Debit Options

IT - Income Tax

Status: Active
 Number: .
 ID Mandate: C12345
 Next Debit Date: 9th March 2015
 Last Updated: 28th November 2014

Amend >
 Cancel >

Employer (PAYE/PRSI)

Status: N/A
 Number: .

Create >

VAT - Value Added Tax

Status: N/A
 Number: .

Create >

Your Requests (0)

Once you add a SEPA direct debit application to your requests you will be able to submit.

Submit

Figure 22: DDOL Options screen

Click **“Cancel”** in the **DDOL Options Screen**.

SEPA Direct Debit Online

The SEPA Direct Debit Guarantee

SEPA
Single Euro Payments Area
For information on DD please see Revenue.ie

- This is a guarantee provided by your Bank as a member of the Direct Debit Scheme, in which Banks and Originators of Direct Debits participate.
- If you authorise payment by Direct Debit, then
 - your Direct Debit Originator will notify you in advance of the amounts to be debited to your account.
 - your Bank will accept and pay such debits, provided that your account has sufficient available funds.
- If it is established that an unauthorised Direct Debit was charged to your account, you are guaranteed an immediate refund by your Bank of the amount so charged where you notify your Bank without undue delay on becoming aware of the unauthorised Direct Debit, and in any event no later than 13 months after the date of debiting of such Direct Debit to your account.
- As part of your rights, you are entitled to a refund from your bank under the terms and conditions of your agreement with your bank. A refund must be claimed within 8 weeks starting from the date on which your account was debited. Your rights are explained in a statement that you can obtain from your bank.
- You can instruct your Bank to refuse a Direct Debit payment by writing in good time to your Bank.
- You can cancel the Direct Debit Instruction in good time by writing to your Bank.

SEPA Direct Debit Options

IT - Income Tax

Status: Active
 Number: 12345678
 ID Mandate: C12345
 Next Debit Date: 9th February
 Last Updated: 1st December 2014

Amend >
 Cancel >

Employer (PAYE/PRSI)

Status: Active
 Number: 12345678
 ID Mandate: .
 Next Debit Date: 24th December 2014
 Last Updated: 1st December 2014

Amend >
 Cancel >

VAT - Value Added Tax

Status: Active
 Number: 12345678
 ID Mandate: .
 Next Debit Date: 24th December 2014
 Last Updated: 1st December 2014

Amend >
 Cancel >

Your Requests (0)

Once you add a SEPA direct debit application to your requests you will be able to submit.

Submit

Attention

All Direct Debit Instructions for this Income Tax registration will be cancelled permanently. Should you choose to re-apply to avail of the Direct Debit Scheme for paying Preliminary Income Tax, you will be required to make a minimum of 6 payments in all future years. Please see [FAQ](#)

Cancel OK >

Figure 23: Cancellation confirmation screen

Click **“OK”** on the message to proceed with the cancellation of all Direct Debits for Income Tax

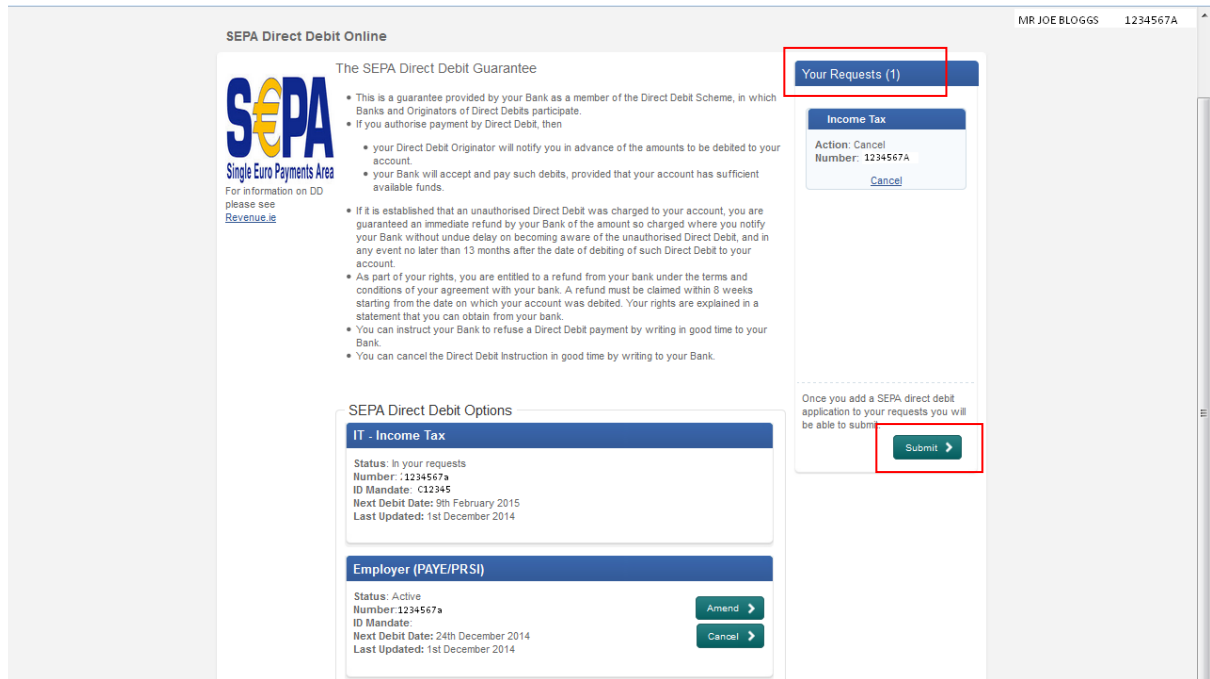


Figure 24: DDOL Options screen with item in "Your Requests"

The **“Cancel”** request is now in the **“Your Requests”** area. Click **“Submit”** to proceed.

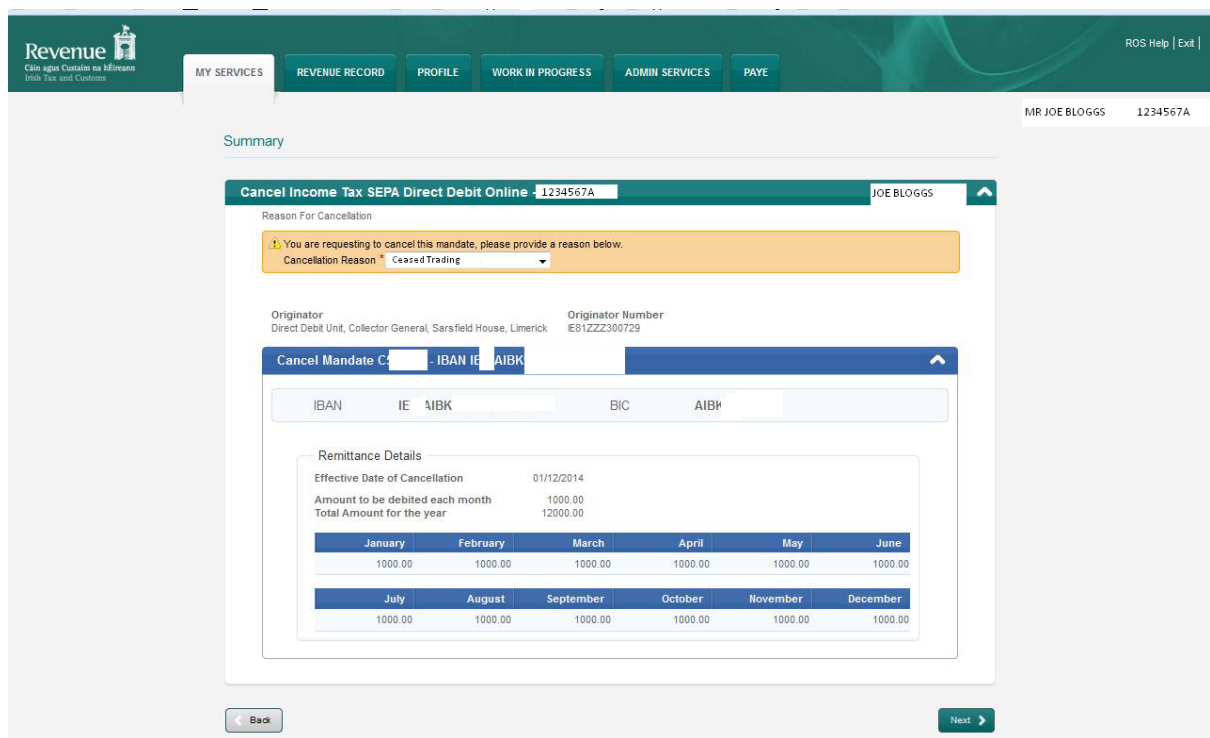


Figure 25: Summary screen

A reason for cancellation must be selected from the drop-down menu e.g. Ceased Trading. Click on **“Next”** to proceed. Other reasons on the drop-down menu are:

- Revert to standard filing pattern.
- Customer Deceased

Direct Debit Instruction MR JOE BLOGGS 1234567A

Information If your **transaction** is ready to be transmitted, please sign and submit by entering your password below. If you wish to review the details of this transaction click on the button marked Back. Once your transaction has been successfully transmitted you will be provided with a notice number for the transaction. Please keep a note of this number for your records.

Sign & Submit

Certificate: 1234567A [Help](#)

Enter Password:

0%

Revenue Home ROS Help Exit Accessibility Eolas as Gaeilge Certification Practice Statement Certificate Policy Statement Privacy Policy Terms & Conditions

Figure 26: Sign and Submit screen

The **Certificate** field is pre-populated. The customer must enter the password and click **“Sign & Submit”** to complete the process or click **“Back”** to return to the **Summary Screen**.

Direct Debit - ROS Acknowledgement MR JOE BLOGGS 1234567A

You can access a copy of this transaction through your ROS Inbox by clicking on the Revenue Record tab above. To file another Direct Debit Instruction click on the My Services tab.

Please use the **Notice Number** below in any future correspondence or inquiry relating to this transaction.

Notice Number: 123456789A

Direct Debit Online Summary:

Action	Status
CANCEL MANDATE: 1234567A - Income Tax	Success

To return to My Services page click the OK button

Revenue Home ROS Help Exit Accessibility Eolas as Gaeilge Certification Practice Statement Certificate Policy Statement Privacy Policy Terms & Conditions

Figure 27: ROS Acknowledgement screen

Confirmation of the Direct Debit instruction with a notice number will issue to the customer’s ROS Inbox showing the Status as **“Success”**.

The Direct Debit for Income Tax is now cancelled

The following material is either exempt from or not required to be published under the Freedom of Information Act 2014.

[...]

