

Enter ROS Password and click Login to ROS

### ROS Secure Login

#### 1. Select Certificate

[Manage Certificate Location](#)

#### 2. Enter Password

[Change password](#)

[Forgotten password](#)

#### 3. Login

[ROS Help](#)



If you experience problems, please visit the new [ROS Help](#) or try the ROS [System Compatibility Check](#).

# Revenue Online Service

Revenue Online Service (ROS) enables you to view your own, or your client's, current position with Revenue for various taxes and levies, file tax returns and forms, and make payments for these taxes online in a variety of ways.

### Useful Links

- [View Latest Revenue News](#)
- [EU VAT Customers](#)
- [Desktop Applications](#)
- [ROS Developer Support](#)
- [ROS Compatible Third Party Software](#)
- [Digital Certificate for Emails](#)

**MY SERVICES**

**REVENUE RECORD**

**PROFILE**

**WORK IN PROGRESS**

**ADMIN SERVICES**



**Revenue Record:**

 **Open Revenue Record** 



You have **22** new documents in your Revenue Record.

**Services:**

 **Manage Tax Registrations** 

 **Download Pre-populated Returns** 

 **Secure Upload/Download Service** 

 **Make your LPT Return/Payment** 

 **View Property History** 


**Returns and Payments**

No current returns (is this?)

 **File a Return**

**Complete a Form On-line**


Select a return you would like to complete now. You will be given the option of filing the return with or without a payment.

Select a tax type... 

Click **Select a tax type**

**Upload Form(s) Completed Off-line**

Select the type of return from the drop-down list to upload a return completed off-line.

Select a return type... 

 **Payments & Refunds**

**Submit a Payment**

You can choose to make a payment or declaration against a registered tax by selecting a payment type from the below drop-down list.

Select a payment type... 

**Payment Details**

You can choose to make and receive payments to and from Revenue using your bank account by

MY SERVICES

REVENUE RECORD

PROFILE

WORK IN PROGRESS

ADMIN SERVICES

### Revenue Record:

Open Revenue Record

You have **22** new documents in your Revenue Record.

### Services:

Manage Tax Registrations

Download Pre-populated Returns

Secure Upload/Download Service

Make your LPT Return/Payment

View Property History

### Returns and Payments

No current tax clearance certificate. [\(What's this?\)](#)

File a Return

#### Complete a Form On-line

Select a return you would like to complete now. You will be given the option of filing the return with or without a payment.

Excise Licence

  
VAT  
CAT  
VIES  
C&E  
**Excise Licence**  
EVR  
Stamp Duty

Select **Excise Licence**

#### Completed Off-line

Up-down list to upload a return completed off-line.

or declaration against a registered tax by selecting a payment type from the below drop-down list.

Select a payment type...

#### Payment Details

You can choose to make and receive payments to and from Revenue using your bank account by

MY SERVICES

REVENUE RECORD

PROFILE

WORK IN PROGRESS

ADMIN SERVICES

Revenue Record:

Open Revenue Record

You have 22 new documents in your Revenue Record.

Services:

Manage Tax Registrations

Download Pre-populated Returns

Secure Upload/Download Service

Make your LPT Return/Payment

View Property History

Returns and Payments

No current tax clearance certificate. (What's this?)

Select Excise Licence Renew

Complete a Form On-line

Select a return you would like to complete now. You will be given the option of filing the return with or without a payment.

Excise Licence Renew dropdown menu

Upload Form(s) Complete

Select the type of return from the drop-down list to upload a return completed off-line.

Select a return type...

Payments & Refunds

Submit a Payment

You can choose to make a payment or declaration against a registered tax by selecting a payment type from the below drop-down list.

Select a payment type...

### Revenue Record:

Open Revenue Record

You have **22** new documents in your Revenue Record.

### Services:

Manage Tax Registrations

Download Pre-populated Returns

Secure Upload/Download Service

Make your LPT Return/Payment

View Property History

### Returns and Payments

No current tax clearance certificate. [\(What's this?\)](#)

#### File a Return

Click **File Return**

#### Complete a Form On-line

Select a return you would like to complete now. You will be given the option of filing the return with or without a payment.

Excise Licence  Excise Licence Renew

**File Return**

#### Upload Form(s) Completed Off-line

Select the type of return from the drop-down list to upload a return completed off-line.

Select a return type...

#### Payments & Refunds

#### Submit a Payment

You can choose to make a payment or declaration against a registered tax by selecting a payment type from the below drop-down list.

Select a payment type...

# Excise Licence Renewal

TEST 3 - 0006610NH

**Step 1**  
To begin filing, complete the form below.

Form Data | **Payment** | Acknowledgement

- View [FAQs](#) on filing for an Excise Licence Renewal.
- Denotes required field

Licence Reference

Enter Licence Reference and click Next

Click on the **Next** button to proceed to the next step

Next

Click on the **Back** button to return to the previous step

Back

# Excise Licence Renewal

TEST 3 - 0006610NH

**Step 1**  
To begin filing, complete the form below.

Form Data    Payment Details    Sign & Submit    Acknowledgement

1    2    3    4

- View [FAQs](#) on filing for an Excise Licence Renewal.
- Denotes required field

Licence Reference    1003857  
Licensee    TEST 1  
Address    TEST1  
                  CO. DUBLIN  
Excise Licence Type    Gaming Licence Annual  
Expiry Date    03/07/2014  
Excise Licence Duty    €630.00

Tick **Declaration** and click **Next**

I declare that the person / entity above is the current trading person / entity and I hereby make application for the licence described above, having in my possession [all necessary documents](#).

**Penalties - The law provides for penalties for trading without a licence, or the making of a false declaration, or helping to make a false declaration.**

Click on the **Next** button to proceed to the next step

Click on the **Back** button to return to the previous step

**Payment Screen**

TEST 3 - 0006610NH

**Payment Details**

Select **ROS Debit Instruction** and click **Next**

**Tax Type**

**Return Type:** Excise Licence Renewal

**Period** N/A

**Payment Method**

ROS Debit Instruction

**Bank Account Name:** 9825916I  
**BIC:** ULSBIE2DXXX  
**IBAN:** IE87ULSB98503033333333

**Payment Amount**

**Total Payment Amount** € 630.00

**Payment Date (DD/MM/YYYY)** 10/03/2014

Payment Date Warning  
You cannot change the Payment Date for this Excise Licence Renewal. Payment is due immediately.

Back

Next





MY SERVICES

REVENUE RECORD

PROFILE

WORK IN PROGRESS

ADMIN SERVICES

ment

TEST 3 - 0006610NH

### Payment Details

Review the details below and ensure they are correct before continuing.

<b>Payment Amount:</b>	€630.00
<b>Payment Date:</b>	10/03/2014
<b>Payment Type:</b>	RDI (Ros Debit Instruction)

The above payment will be debited from the following account:

<b>Bank Account Name</b>	9825916I
<b>BIC</b>	ULSBIE2DXXX
<b>IBAN</b>	IE87ULSB98503033333333

Click OK



### Excise Licence Renewal Return

TEST 3



If your **transaction** is ready to be transmitted, please sign and submit by entering your password below. If you wish to review the details of this transaction click on the button marked Back.

Once your transaction has been successfully transmitted you will be provided with a notice number for t Please keep a note of this number for your records.

Enter **Password** and click **Sign & Submit**

### Sign & Submit

Certificate  [Help](#)

Enter Password

## Excise Licence Renewal Acknowledgement

TEST 3-0006610NH

**Step 4 - Acknowledgement**  
You have completed all the steps for filing an Excise Licence Renewal.



To file another Return click on My Services tab.

Please use the Notice number below for any future correspondence or inquiry relating to this return.

<b>Notice Number</b>
<b>6134581511R</b>

Click OK

To return to My Services page click the OK button.

OK