

Rental Income Statistics 2017

September 2019

The statistics in this release are based on analysis of returns filed and other related information by Revenue's Strategy, Evaluation & Reporting Branch.

These statistics should be considered provisional and may be revised.

Any queries of a statistical nature in relation to rental income should be directed to statistics@revenue.ie

Residential & Commercial Rental Properties 2017

The following table sets out the total gross rental income received for both residential & commercial rental properties and the related number of taxpayer units¹ declaring rental income for the years 2012-2017.

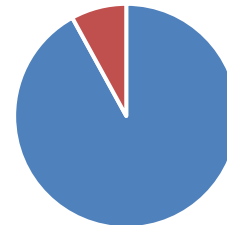
Year	Taxpayer Units	Gross Rental Income €M
2017	195,200	4,306
2016	193,100	4,215
2015	183,500	4,003
2014	178,500	3,982
2013	166,700	3,938
2012	157,900	4,034

The 2017 Form 11 income tax return allows taxpayers to specifically declare if their rental properties are either commercial or residential, and this paper provides a breakdown of the income and expenses separately for both property types.

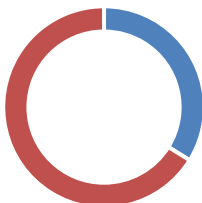
Residential Rental Properties

The total amount of gross rental income declared on residential properties in 2017 is of the order of €2,849 million, an increase of €228 million from 2016.

This represented roughly **8%** of the total gross income from all income earners declared on the 2017 Form 11s.



■ All Other Gross Income ■ Total Rental Income

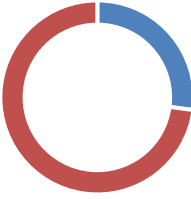


■ Commercial ■ Residential

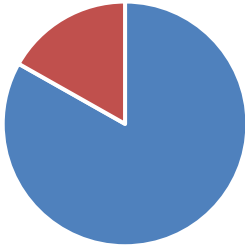
The total amount of rental income declared in 2017 is €4,306 million, with the rental income from residential properties representing an estimated **66%** of this total. In 2016 total rental income declared was €4.215 million, with the residential portion representing 62% of this total.

¹ Married persons or civil partners who have elected or who have been deemed to have elected for joint assessment are counted as one tax unit

In 2017 155,000 taxpayer units declared rental income on residential properties, this represented an estimated **27%** of all assessable taxpayer units who filed a Form 11 that year (~572k). This is an increase from 2016 when residential rental income was declared by 145k taxpayer units from a total of ~560k Form 11s filed.



■ Residential ■ No Residential Declared

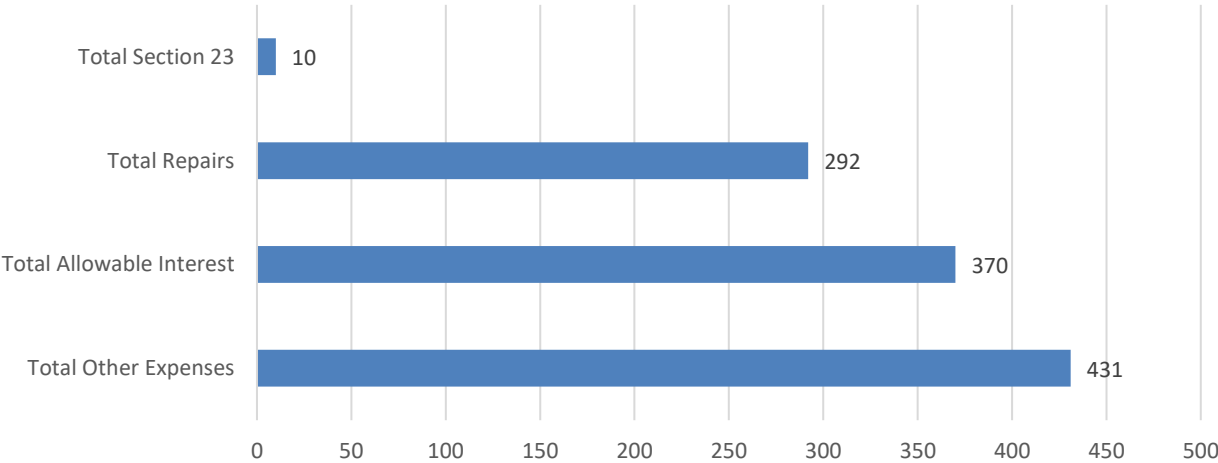


■ All Other Gross Income ■ Total Rental Income

For those taxpayers that have declared rental income on residential property in 2017, that rental income represents an estimated **20%** of their overall total gross income for the year, similar to 2016.

The total amount of allowable expenses claimed on residential properties in 2017 was of the order of €1,103 million. This is approximately **39%** of the total gross rental income declared for residential properties in 2017. The following table sets out a breakdown of those expenses:

Allowable Expenses €M

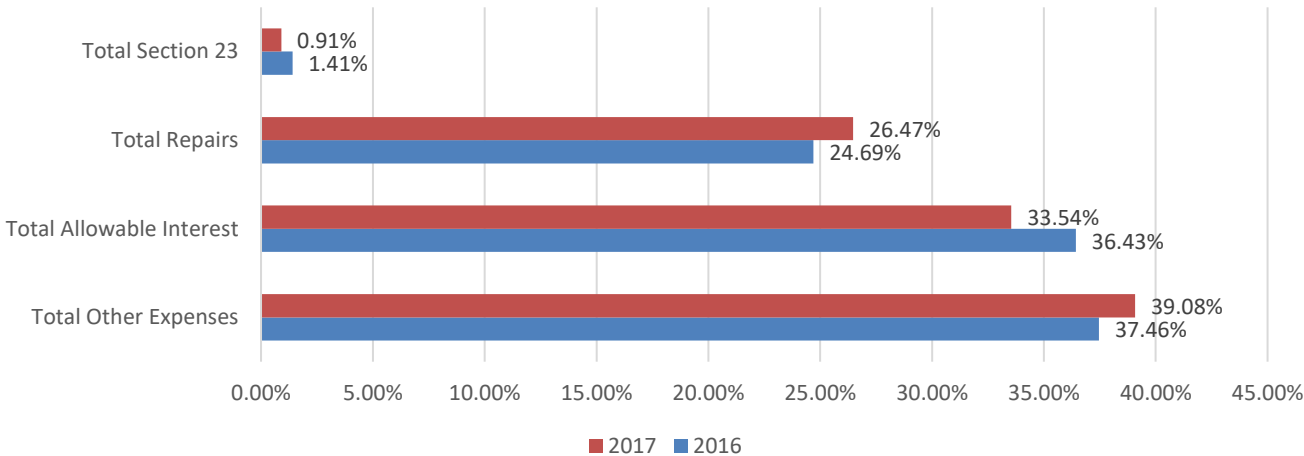


It should be noted that:

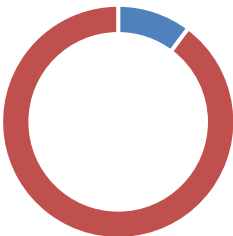
- ‘Total Section 23’ - this relief is only allowed where 2017 is the first year of claim.
- The ‘Total Other Expenses’ category can include costs such as insurance premiums, property maintenance, Residential Tenancy Board (RTB) registration costs etc.

The Following chart sets out the percentage of the various allowable expenses claimed in relation to the total expenses claimed for both 2016 and 2017:

Allowable Expenses (Residential)



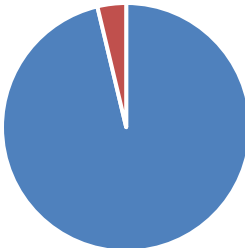
Commercial Rental Properties



■ Commercial ■ No Commercial Rental Income

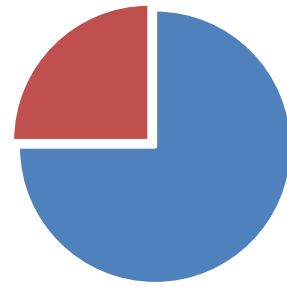
In 2017 58,500 taxpayer units declared rental income on commercial properties, this represented an estimated **10%** of all assessable taxpayer units (~572k) who filed a Form 11 that year. In 2016 64,000 taxpayer units declared rental income on commercial properties.

The total amount of gross rental income declared on commercial properties in 2017 is of the order of €1,457 million. This represented roughly **4%** of the total gross income declared on the Form 11s filed from all taxpayers, similar to 2016.



■ Non Commercial Gross Income ■ Gross Rent Received

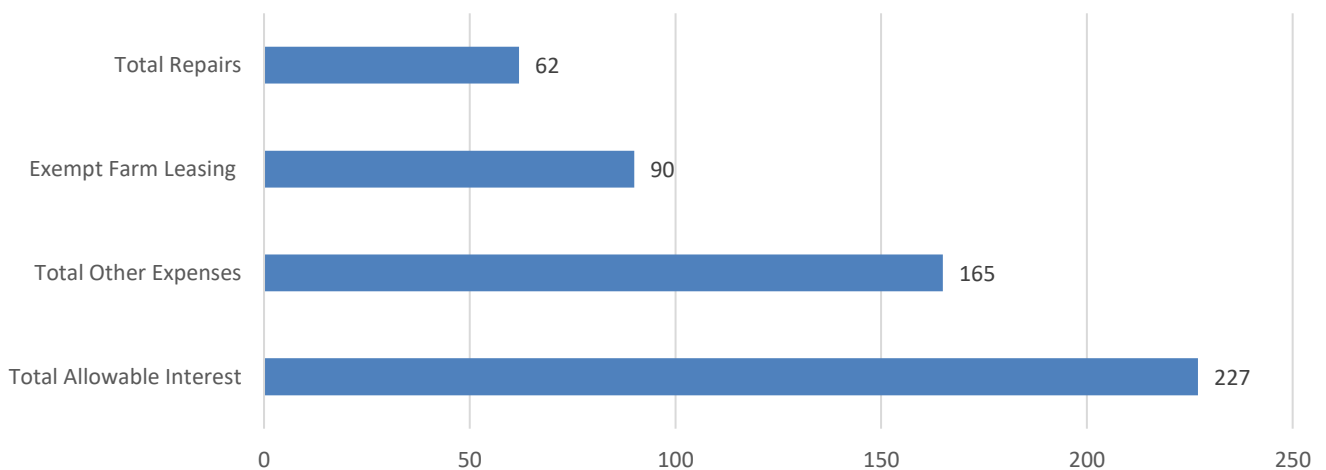
For those taxpayers that have declared rental income on commercial property in 2017, that rental income represents an estimated **25%** of their overall total gross income for the year, a slight reduction on 2016.



■ All Other Gross Income ■ Gross Rent Received

The total amount of allowable expenses claimed on commercial properties in 2017 was of the order of €544 million. This is an estimated **37%** of the total gross rental income declared for commercial properties in 2017. This is a drop of €90 million in comparison to 2016. The following table sets out a breakdown of those expenses:

Allowable Expenses €M



The following chart sets out the percentage of the various allowable expenses claimed in relation to the total expenses claimed for both 2016 and 2017:

