



# Advice for Drivers arriving by RoRo ferry from Great Britain (GB) into Ireland

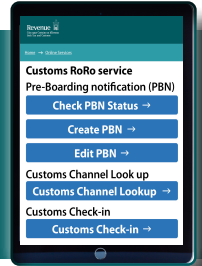
**1**  
Before arriving at the ferry terminal in GB

Log on to [www.revenue.ie/roro](http://www.revenue.ie/roro)

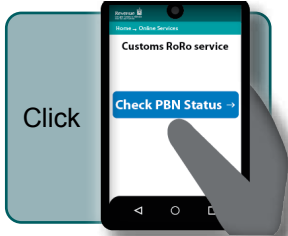
OR



Scan the QR Code



**2**  
To check your PBN status

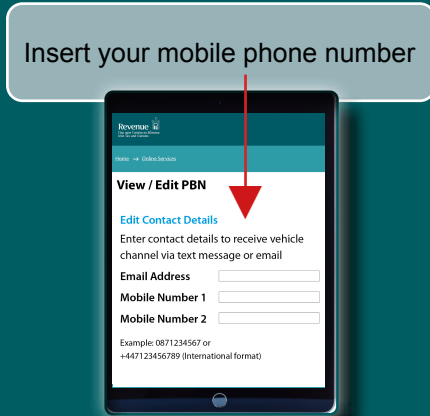
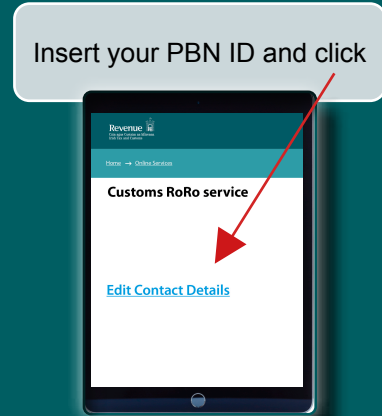
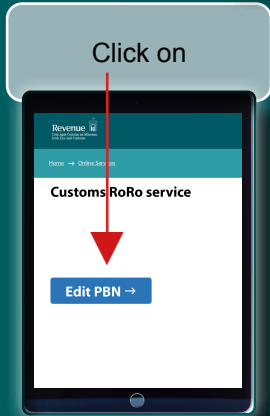


If "Good to proceed to check-in" - Proceed to ferry terminal



If "Incomplete" - do NOT proceed to the ferry terminal. Contact your employer.

**3**  
To get a text message with your Customs Channel



**4**  
30 minutes before arrival into Irish Port

**30**  
You will receive a text message with your Customs Channel information.



No Customs Channel advised or available?  
On arrival go to Customs:  
• **Dublin Port - T11**  
• **Rosslare Europort - Customs Import Centre**

**5**  
When you arrive at Irish Port

Follow the signs in the Port for your Customs Channel



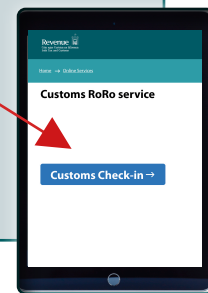
**6**  
**Call to Customs**  
You must complete parking self check-in when you park in the Dublin Port Customs Terminal only

Do not use your mobile phone while driving

**Dublin Port**  
Follow signs to T11. Park your vehicle.

**Rosslare Europort**  
Continue to the Customs Import Centre.

For Dublin Port parking self check-in:  
Click  
Follow the prompts on screen to check-in.



No PBN ID?  
Click  
Follow the prompts on screen to check-in.

